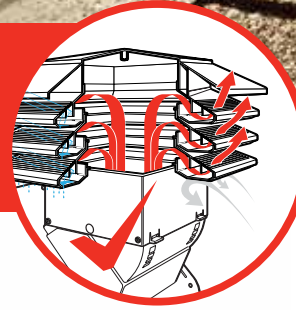




Poor vent designs can allow snow infiltration under cap.

High airflow vents such as the PROventilator allow faster air movement through the attic. Attic air that does not move can cause home damage such as moisture and mold.



Hot attic melts snow that can lead to infiltration and ice dams along soffit.

Stale hot air reaches cooler area of roof condensing into moisture.

Soffit airflow blocked by insulation.

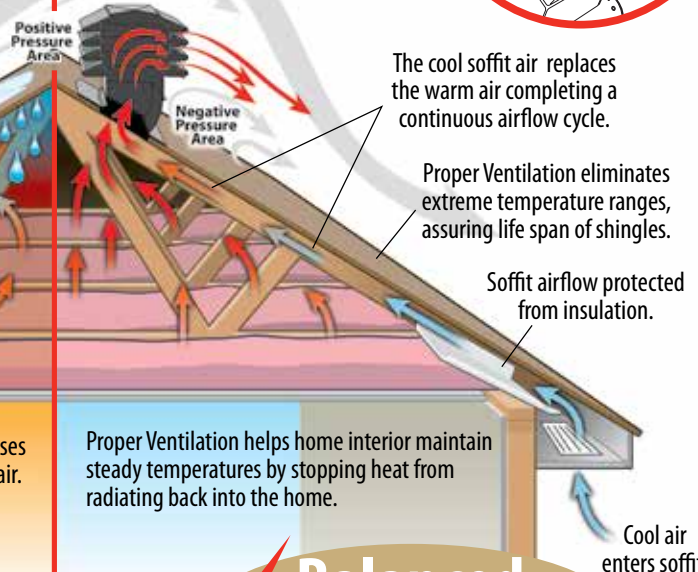
Trapped cool air in soffit.

Inadequate soffit vents that do not allow enough air to enter attic.

Improper airflow causes build up of stale hot air.

Melting snow turns to ice over cool soffit area.

X Poor Ventilation



The cool soffit air replaces the warm air completing a continuous airflow cycle.

Proper Ventilation eliminates extreme temperature ranges, assuring life span of shingles.

Soffit airflow protected from insulation.

Proper Ventilation helps home interior maintain steady temperatures by stopping heat from radiating back into the home.

Cool air enters soffit.

✓ Balanced Ventilation

The proper number of vents positioned along the ridge line of the roof to allow warm moist air to exhaust from within the attic space.

Moisture in the attic space can lead to mold build up. The key to mold control is moisture control. Water-damaged materials or wet surfaces serve as a breeding ground for biological pollutants such as molds, mildew and bacteria.

Health effects from biological pollutants such as mold include: irritation of eyes, skin and mucous membranes as well as various respiratory symptoms such as asthma.

Moisture problems in houses are detrimental to good health and to the durability and resale value of homes.

Visit ARCAT.com for complete 3-part master format specifications.



Control the weather
WeatherPRO® Series

duraflo®
www.duraflo.com

E-mail: duraflo@canplas.com

canplas

DUR-WP-ENG-09-18

Canplas Industries Ltd.
500 Veterans Drive, P.O. Box 1800
Barrie, Ontario
Canada L4M 4V3
1-800-461-5300
Tel: (705) 726-3361
Fax: (705) 726-2186

duraflo®
WE KNOW VENTILATION

duraflo[®] PRO Ventilator



Extreme Weather Protection for the home
High Performance Airflow
"Easy Level" Adjustment System Reduces Installation Time

The PROVentilator combines the field tested benefits of the patented WeatherPRO internal baffle system with multi stage, high volume, airflow for superior attic ventilation.

- Pivoting top with locking pitch tabs
- For 3/12 to 12/12 roof pitches
- **55% lighter** than traditional tall vents
- 48 to 130 Sq. In. NFA models
- Crush, dent & corrosion resistant
- UV & Cold impact resistant to -40
- U.S. Patent 9,523,509



3 Tier Model: 130 Sq. In. NFA 1000 - 1200 sq. ft.			2 Tier Model: 95 Sq. In. NFA 400 - 500 sq. ft.			1 Tier Model: 48 Sq. In. NFA 200 - 300 sq. ft.		
DESCRIPTION	PART #	CTN. QTY.	DESCRIPTION	PART #	CTN. QTY.	DESCRIPTION	PART #	CTN. QTY.
Black	60PRO150BL	1	Black	60PRO140BL	1	Black	60PRO130BL	1
Brown	60PRO150BR	1	Brown	60PRO140BR	1	Brown	60PRO130BR	1
Grey	60PRO150G	1	Grey	60PRO140G	1	Grey	60PRO130G	1
Weatherwood	60PRO150WW	1	Weatherwood	60PRO140WW	1	Weatherwood	60PRO130WW	1

duraflo[®] WeatherPRO[®] Series


PRO75

75 Sq. In. NFA



PRO50


50 Sq. In. NFA



With the WeatherPRO[®] Series you no longer need to worry about extreme weather.

The unique baffle system and flat exterior walls wards off wind driven snow and rain.

- Eliminates bird nesting
- Cold impact resistant down to -40°
- UV resistant polypropylene



• Patent Pending baffle and Moisture Control System

PRO75:

DESCRIPTION	PART #	CTN. QTY.
Black	60PRO75BL	4
Brown	60PRO75BR	4
Grey	60PRO75G	4
Weatherwood	60PRO75WW	4

PRO50:

DESCRIPTION	PART #	CTN. QTY.
Black	60PRO50BL	9
Brown	60PRO50BR	9
Grey	60PRO50G	9
Weatherwood	60PRO50WW	9

CDN. Patent 2,313,601 U.S. Patent 6,767,281

duraflo[®] PRO Slant Back



The Intake & Exhaust multi vent

No Soffits? No Problem!

Use as an exhaust vent or use as an intake vent when soffit ventilation is prohibited. No need to worry about extreme weather or insufficient soffit ventilation!

- Great on standard roof pitches, **ideal for extreme pitches**
- Cold impact resistant down to -40°
- UV resistant polypropylene
- US Patent 9,243,813
- US Patent 9,557,074 B2

DESCRIPTION	PART #	CTN. QTY.
Black	60PRO50SLBL	8
Brown	60PRO50SLBR	8
Grey	60PRO50SLG	8
Weatherwood	60PRO50SLWW	8

duraflo[®] PRO Turbo



Patented internal baffles deflect water and snow, allowing it to drain harmlessly out the drainage openings.

Eliminates traditional turbine "squeaking"

- 117 sq. in. net free area
- UV resistant polypropylene
- Turbo Cap resists crushing, denting and peeling
- Extreme cold & heat resistant
- Adjustable base
- CDN. Patents 2,536,023 & 2,803,775
- U.S. Patent 7,774,023

Easy Level Base design

• Superior Air Flow • No Maintenance

DESCRIPTION	PART #	CTN. QTY.
Black	60PRO117BL	1
Brown	60PRO117BR	1
Grey	60PRO117G	1
Weatherwood	60PRO117WW	1

duraflo[®] Universal Turbine Ball Replacement


Fits 12" & 14" bases

Replaces traditional "squeaking" turbines easily without removing existing vent base or shingles.



DESCRIPTION	PART #	CTN. QTY.
Black	6001BL	1
Brown	6001BR	1
Grey	6001G	1
Weatherwood	6001WW	1

duraflo[®] PRO Ridge




- Net Free Area: 18.3 sq.in./lin.ft.
- With UV inhibitors
- Molded nail supports
- Code regulated insect grill
- Manufactured in both U.S. & metric sizes
- TriFold flexibility for ease of use on full range of pitches

PRORidge SOLID

- Black with UV inhibitors
- 3 tab & metric

PRORidge

- Black, Brown & Weatherwood with UV inhibitors, Manufactured in both U.S. & metric sizes



DESCRIPTION	PART #	CTN. QTY.
Black	6094BL	12

DESCRIPTION	PART #	CTN. QTY.
Metric - Black	6072METBL	12
Metric - Brown	6072METBR	12
Metric - Weatherwood	6072METWW	12
Imperial - Black	6073BL	12
Imperial - Brown	6073BR	12
Imperial - Weatherwood	6073WW	12