

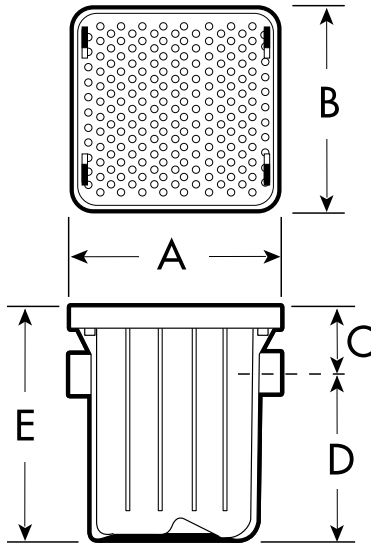




# Compact Grease Interceptor

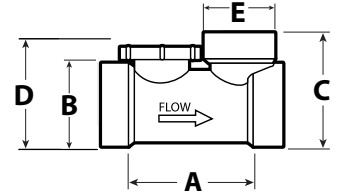
Contractor shall install a Canplas Endura® Grease Interceptor, Part No. \_\_\_\_\_. An accessible flow control with a rate of \_\_\_\_ gpm will also be installed in accordance to manufacturer's instructions. The unit shall be comprised of engineered thermoplastics to withstand operational temperatures up to 220°F (104°C) and incorporate a lid with air tight seal and the capability of supporting 300 lbs. (135 Kgs). The unit will be supported by a Limited Lifetime Warranty. The grease interceptor shall be certified to the current version of the PDI-G101 or CSA B481 standards and where locally applicable to ASME112.14.3 and IAMPO listing will apply. Contractor shall provide two mechanical joint couplings to connect the grease interceptor.

## DIMENSIONS

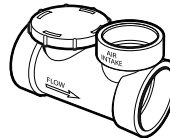


	7/14 GPM/lbs	10/20 GPM/lbs
<b>A</b>	14.5" (368mm)	14.5" (368mm)
<b>B</b>	17.5" (444mm)	17.5" (444mm)
<b>C</b>	3.5" (89mm)	3.5" (89mm)
<b>D</b>	12.8" (325mm)	12.8" (325mm)
<b>E</b>	16.3" (414mm)	16.3" (414mm)

## FLOW CONTROL



Connection Iron Pipe Size (Solvent weld)	2" h x h
<b>A</b>	3.94" (100 mm)
<b>B</b>	Nom. Dia. 2" (50.8 mm)
<b>C</b>	3.44" (87.4 mm)
<b>D</b>	3" (76 mm)
<b>E</b>	Nom. Dia. 1.5" (38.1 mm)



Part No:	Description	CTN. QTY.
#3922107CA	2" 7 GPM (.44 LPS)	1
#3922110CA	2" 10 GPM (.63 LPS)	1

## CAPACITY

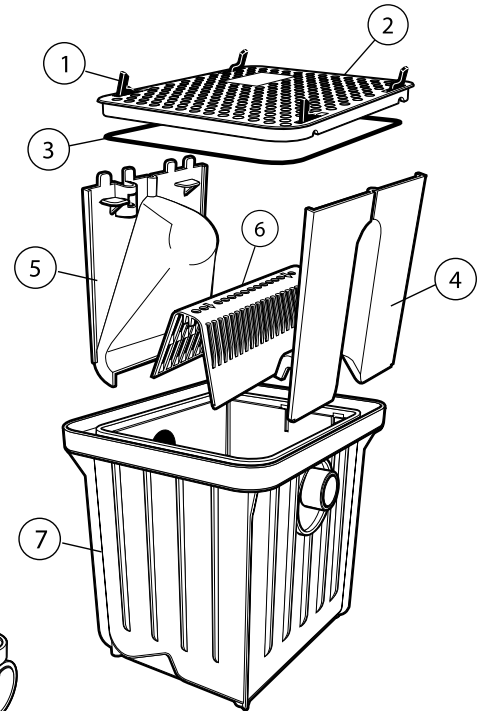
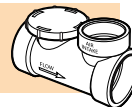
US Gallons Per Minute (GPM)	7	10
CAPACITY - Pounds	14	20
Litres Per Second (LPS)	0.44	0.63
CAPACITY - Kilograms	6.35	9.07
Average Efficiency % (ASME 112.4.3)	95.5%	92.5%
Part Number	3907A02	3910A02
Grease Capacity lbs (Kg) actual	31.95 lbs (14.49 kgs)	38.1 lbs (17.28 kgs)
Operating Temperature Capabilities	220°F (104°C)	220°F (104°C)
Surface Load Capacity	300 lbs (135 kgs)	300 lbs (135 kgs)
Unit Weight (Empty)	13.8 lbs (6.26 kgs)	13.8 lbs (6.26 kgs)
Liquid Capacity	12.96 gal (49.06 L)	12.96 gal (49.06 L)
Connection size (mechanical)	2"	2"

## Components for: 7GPM - 10GPM

3907A02 - 7GPM (0.44 LPS)  
3910A02 - 10GPM (0.63 LPS)

ITEM	Description	Part No:
1	- Latches	#3920A-9
2	- Reinforced polypropylene cover	#3910A-2
3	- Rubber gasket	#3910A-5
4	- Removable Outlet Baffle	#3910A-4
5	- Removable Inlet Baffle	#3920A03-3
6	- Directional Diffuser	#3910A-3
7	- One-piece tank	#3910A-1

Now supplied with compact flow control.



**Canplas Industries Ltd.**  
Separation Technologies Group  
500 Veterans Drive, PO Box 1800  
Barrie, ON L4M 4V3 Canada

Tel: (705) 726-3361  
**Toll Free: 1-800-461-5300**  
Fax: (705) 726-2186

